

**Front view of new 4000 sq ft home in Toquerville,  
Utah**



**Rear view**



## **Installing Pol e Force fabric over entire roof**



**First coat of Thermo-shield is rolled onto OSB**



**Fabric is set into wet Thermo-shield**

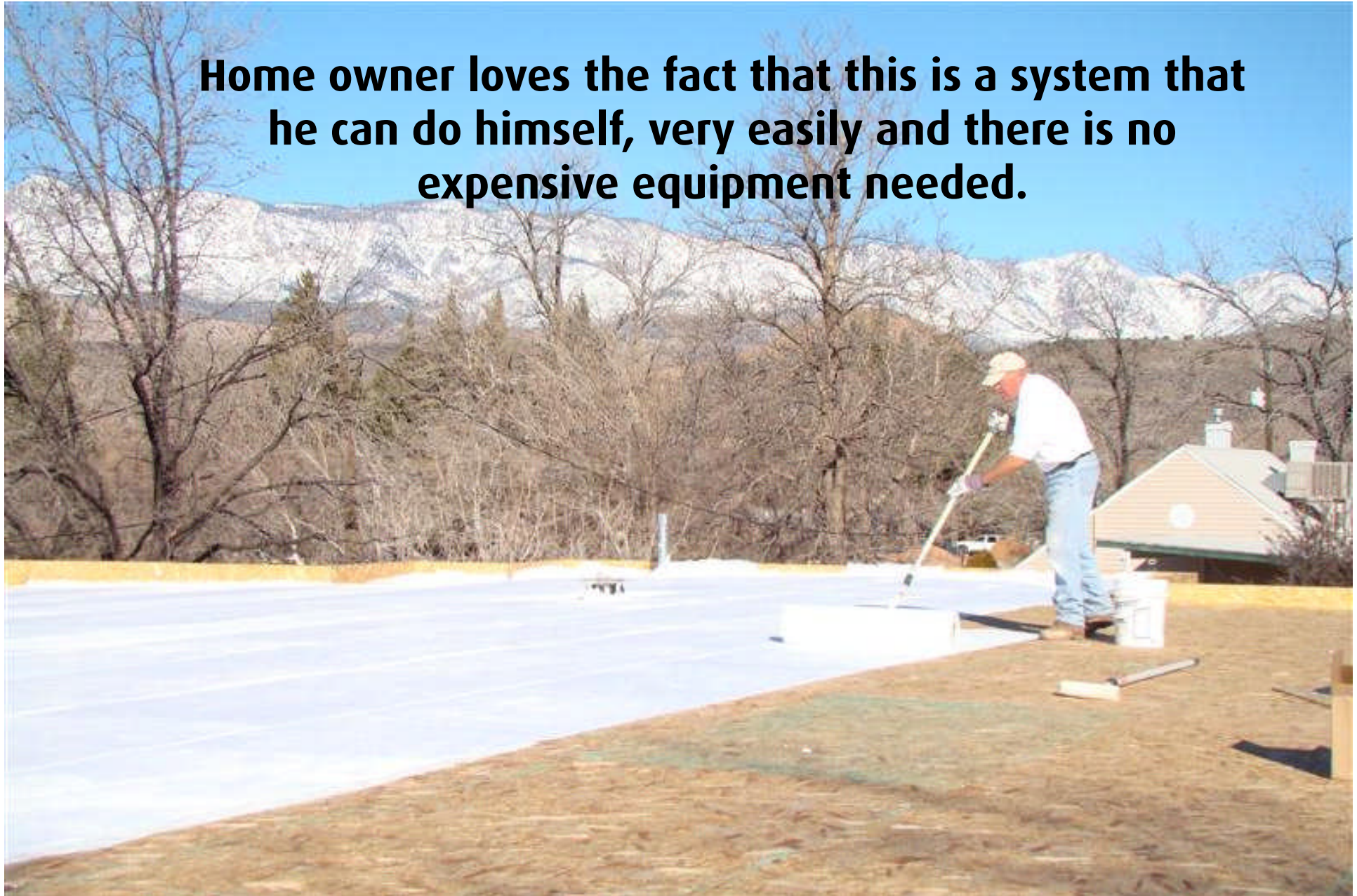


## Using a dry roller cover to press fabric into wet Thermo-shield





**Home owner loves the fact that this is a system that he can do himself, very easily and there is no expensive equipment needed.**





**With some help I was able to get 1<sup>st</sup> coat and fabric set in 2 days.**

**Then we got some rain and I did have a couple of areas that leaked. When I inspected the roof, I discovered that there were a couple of areas where the coating had dried and the fabric was not adhered**



**The Thermo-shield Rep advised me to simply lift the loose areas and apply more Thermo-shield under the fabric and brush the fabric down. Worked great. Got the second coat on and another bigger storm soaked the area but not one drop got in my house**

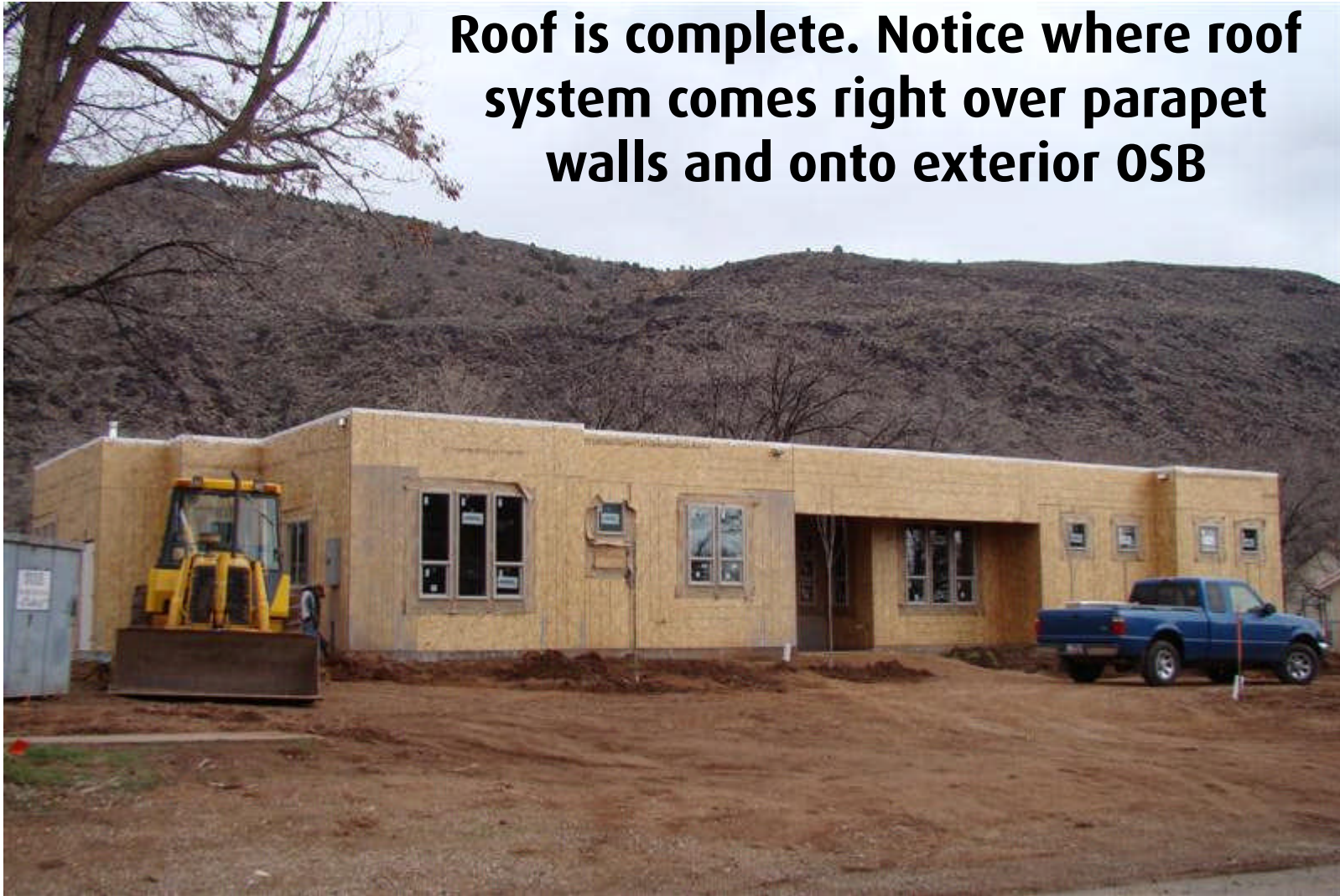






**Fabric in valley on  
small cricket**

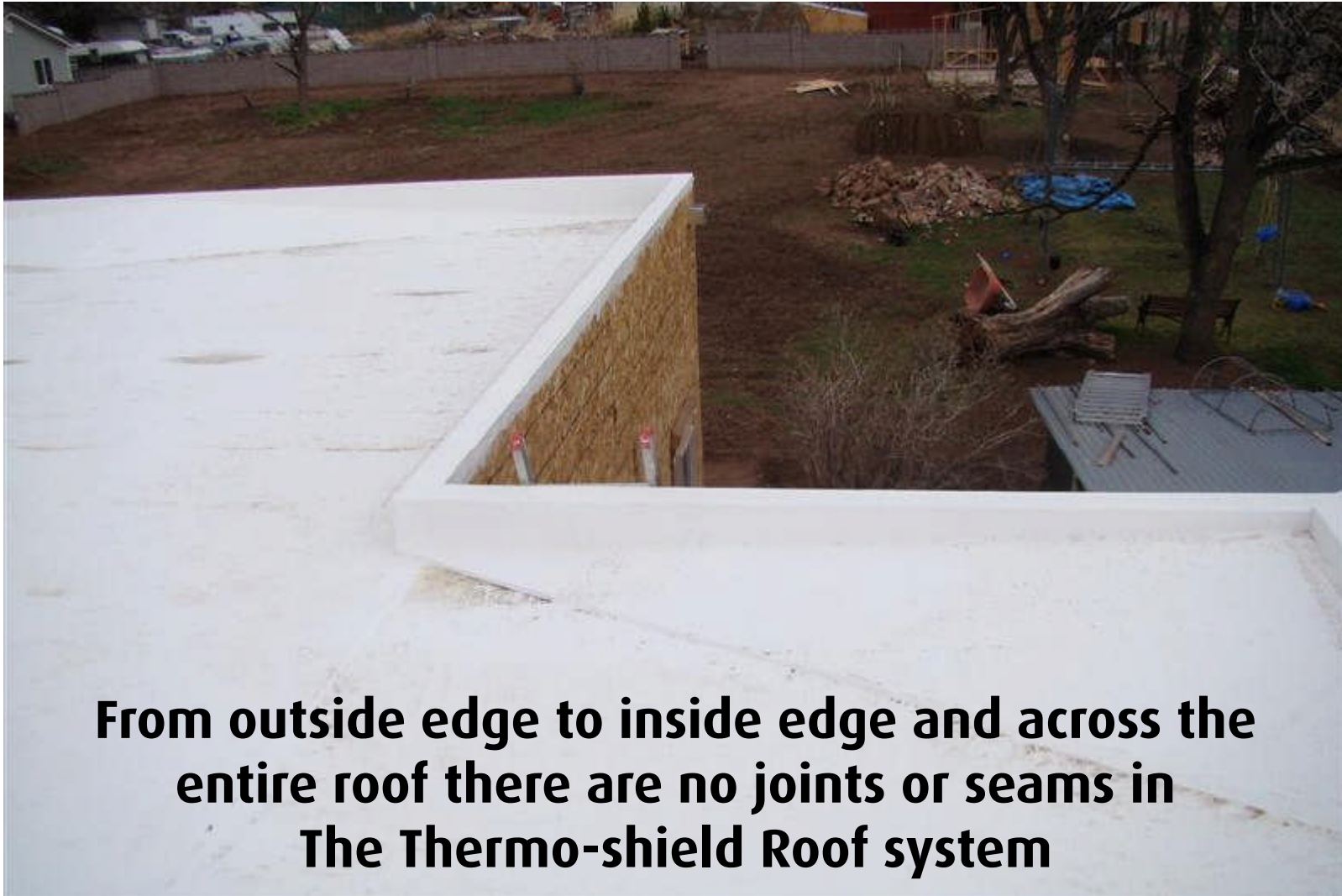
**Roof is complete. Notice where roof system comes right over parapet walls and onto exterior OSB**





**4 coats of Thermo-shield in the field and all parapet walls have been coated with fabric and Thermo-shield.**







**YAHOO!** SMALL BUSINESS  
CLASSIC

[Print - Close Window](#)

**Date:** Sun, 16 Mar 2008 22:12:05 -0600  
**From:** "Rex Je ~~XXXXXXXXXXXXXXXXXXXX~~"  
**To:** "Stuart Monson" <bigcheese@comfortlevelcoatings.com>  
**Subject:** roof

Stu,

I just wanted to report to you about my thermo shield roof. We have had a week of warm, sunny days but the inside of the house has remained very cool, even with doors and windows open. After the stucco guys finished with the stucco I went up on the roof just to check for any damage or problems. It was about 2 pm, the sun was out and it was quite warm, as I bent down to examine a spot I could actually feel the coolness of the surface. I placed my hands on the roof and the roof was cool. Then the drywaller commented about how cold it was inside the house; "you must have some real good insulation in this house" he said, because I'm having trouble getting the drywall to dry out because it's so cool inside. All week I would be chilly inside the house, step outside and instantly felt warm again. When I told the drywaller I put on a Thermo Shield roof, he said, "Oh, you have Thermo Shield on your roof? that stuff is great."

So already I am impressed with its cooling properties. I have built a small shop in the back and just put on a conventional rolled roofing. That roof got quite warm, of course, then I climbed up on the roof of the house that same day and felt the coolness of it—and knew I had a winner with my roof.

I'm anxious to paint the stucco now, and the interior, then to start living in this house and to experience what I think we're going to experience.

Rex

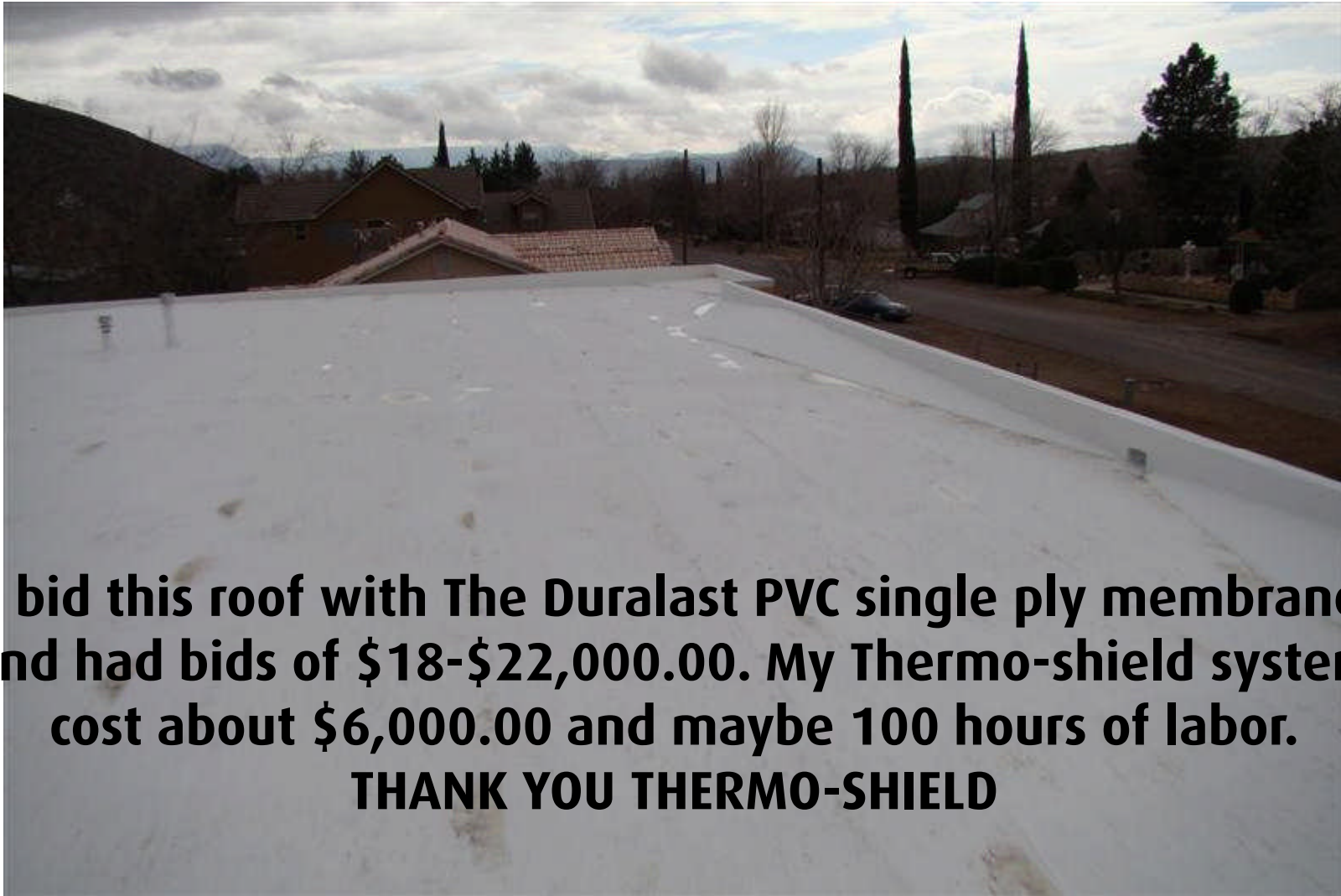


**Detail of parapet wall and scupper**



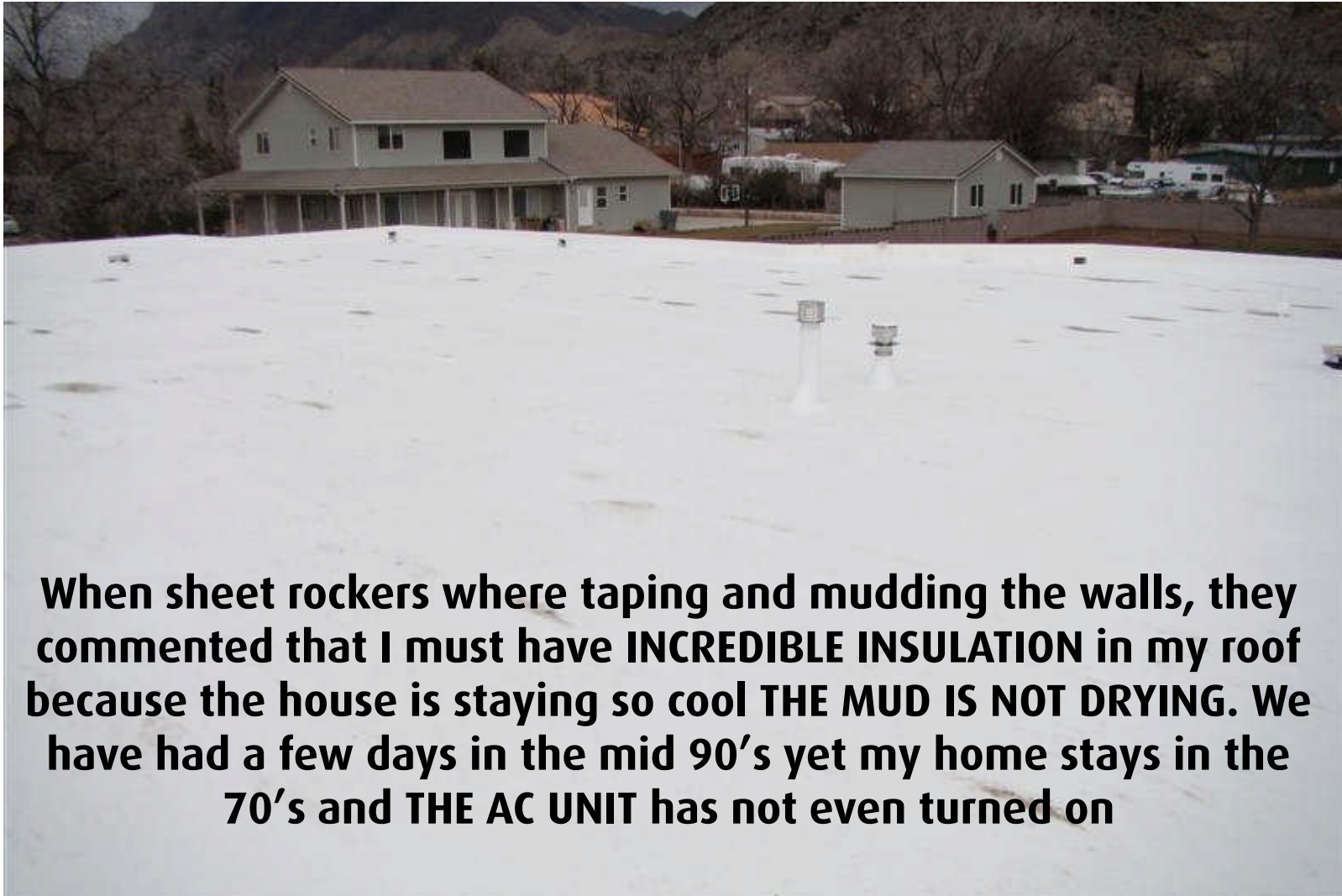


**Scupper, crickets, and parapets**



**I bid this roof with The Duralast PVC single ply membrane and had bids of \$18-\$22,000.00. My Thermo-shield system cost about \$6,000.00 and maybe 100 hours of labor.  
THANK YOU THERMO-SHIELD**





**When sheet rockers where taping and mudding the walls, they commented that I must have INCREDIBLE INSULATION in my roof because the house is staying so cool THE MUD IS NOT DRYING. We have had a few days in the mid 90's yet my home stays in the 70's and THE AC UNIT has not even turned on**

**A true Thermo-shield show home. Thermo-shield  
Roof. Exterior is scratch coat of cement stucco with  
Thermo-shield Exterior for Color**





[Print](#) - [Close Window](#)

**Date:** Sat, 12 Apr 2008 20:01:05 -0600  
**From:** "Rex Jensen" <rbjensen2@gmail.com>  
**To:** "Stuart Monson" <bigcheese@comfortlevelcoatings.com>  
**Subject:** house

Stu,  
Did you come down? I am finished painting the stucco, two coats, and it looks great.

It got very warm today, clearly out warmest day, the house never got above 70 (no AC yet), and when I checked the roof, it was clearly cool to the touch—amazing.

Rex



## Thermo-shield Exterior



**Rear view**





## **Thermo-shield Exterior on back of home**



**Home also has Thermo-shield Interior throughout**









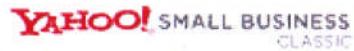












[Print - Close Window](#)

**Date:** Mon, 19 May 2008 14:13:41 -0600  
**From:** "Rex Jensen" <XXXXXXXXXXXX@XXXXXX>  
**To:** "Stuart Monson" <bigcheese@comfortlevelcoatings.com>  
**Subject:** thermo-shield

Stu,

We have yet to turn on our air conditioner in our new home. We, and everyone we tell, are rather astounded that we have not yet turned on our air conditioning. The past two days have been at or near 100 degrees here (my thermometer), but the house has yet to get above 78 degrees. And we don't even have any shade trees yet, or window coverings.

I'm impressed, and those I tell about it are impressed, and want to know how we do it. I don't know that thermo-shield deserves all the credit, but it certainly deserves much of it. The fact that our roof remains cool to the touch on these hot days is impressive.

Rex





























[Print - Close Window](#)

**Date:** Thu, 26 Jun 2008 15:18:08 -0600  
**From:** "Rex Jen" <XXXXXXXXXX@XXXXXX>  
**To:** "Stuart Monson" <bigcheese@comfortlevelcoatings.com>  
**Subject:** thermo-shield

Stu,  
Just a question. Now that my house is built, the landscaping in, and my other projects completed; I am looking for something to do, some work to keep me busy. Knowing that thermo-shield is moving to SLC, just wondered if there might be any employment or business opportunities?

Let me know,  
Rex

**Now that's a satisfied customer !**